

Hoses

A


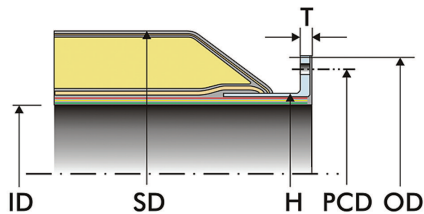
8

► Floating Hoses


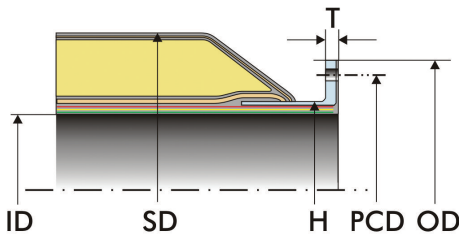
Emstec Floating Hoses are available of different design criteria. In general the Floating Hoses are consisting of an inner discharge hose with build in steel nipples. A floatation body made out of a closed cell PE foam will be built around the entire hose. The floating body is

covered by a reinforced rubber shell suitable to withstand severe sea conditions as well as handling influences. Emstec floating hoses are available as mainline, special reinforced mooring, tapered connecting hose and other designs.

► Part No.: 131144 Floating Hose with vulcanized in steel nipple Special Type Hopper Connection Hose



► Part No.: 131344 Floating Hose with vulcanized in steel nipple Main Line Hose




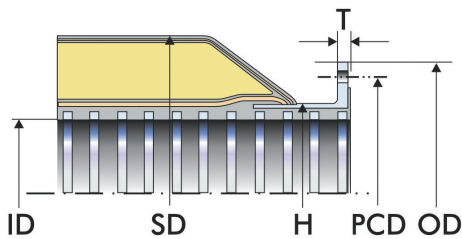
Hoses

A

9

► Armoured Floating Hoses

- **Part No.: 13330 Floating Hose with vulcanized in steel nipple**
Armoured Type · Build in wear rings made out of material > 450 HB



- **Part No.: 13310 Floating Hose with vulcanized in steel nipple**
Armoured Type Hopper Connection Hose · Build in wear rings made out of material > 450 HB

