

Hoses

A


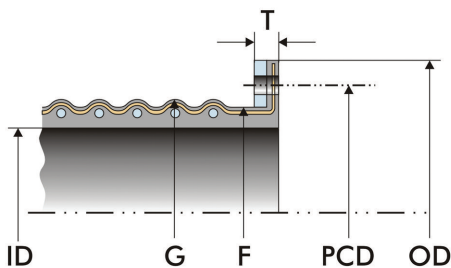
3

► Suction Hoses

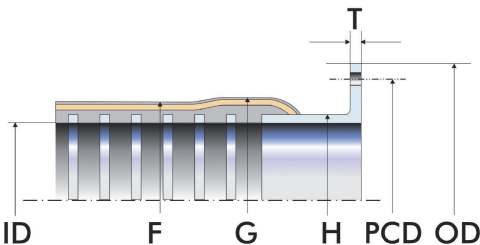

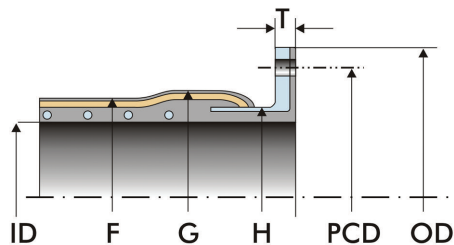
Emstec Suction Hoses are designed to achieve high bending capabilities even under severe service conditions. Therefore the designs are selected depending on ID of hose, required bending angle and acceptable build in

length. This type of hose will be built as ring type, ring type outside smooth, helix type, armoured type or any other special type of hose requested.

► Part No.: 121011 Suction Hose with sandwich flange



► Part No.: 122044 Suction Hose with vulcanized in steel nipple Outside smooth type




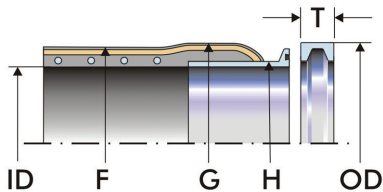
Hoses

A


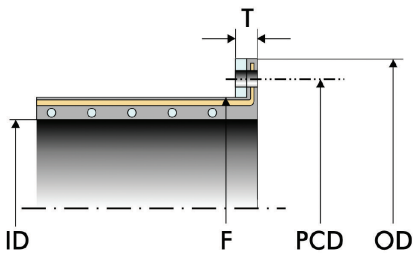
4

► Suction Hoses

- Part No.: 122066 Suction Hose with vulcanized in steel nipple
Outside smooth type · „Victaulic Type Coupling“



- Part No.: 124011 Helix Suction Hose with sandwich flange Outside smooth type



- Part No.: 124077 Helix Suction Hose with enlarged cuff

